

New technology for reducing arc flash hazards in motor control centers

Dynamic Arc Flash Sentry is now available in tiastar™ motor control centers from Siemens.

Here's how the innovation reduces arc flash hazards and optimizes efficiency:

- Unique dual trip setting technology reduces the energy available in an arc flash event.
- Remote switching enables you to automate trip function settings.



tiastar™ Motor Control Center

Answers for industry.

SIEMENS

Arc flash: A growing concern

The risk of arc flashes is a growing concern in the industry. Current research shows that up to 80% of reported electrical injuries are caused by an electrical arc. This fact has spawned new requirements and standards, including NFPA 70E and NEC, designed to protect personnel on and around energized electrical equipment.

To fulfill these enhanced standards, Siemens has developed new technologies to address the critical issue of arc flash. Our unique Dynamic Arc Flash Sentry (DAS) system is now available in tiastar Motor Control Centers. The DAS anchors a suite of standard and optional features, specifically designed to enhance arc flash protection. DAS is also currently available in Siemens low voltage switchgear.



What is Dynamic Arc Flash Sentry?

Siemens strongly recommends that all systems be de-energized when personnel are working on electrical equipment. However, in some circumstances, qualified professionals may need to access and work near energized equipment.

Under these conditions, the Dynamic Arc Flash Sentry provides additional arc flash protection without sacrificing operational efficiency. DAS is based on the electronic trip unit (ETU776), available with the Siemens WL circuit breaker. Using the WL as the main breaker a tiastar motor control center enables the system to provide two trip level settings. In normal operation mode, trip coordination is optimized for efficiency and reduced nuisance tripping. The second setting is designed to lower arc flash energy using the WL breaker's instantaneous trip function.

The dual protective settings, combined with the ability to toggle between normal and lower arc flash parameters, are designed to enhance the safety of personnel who must work on or near energized equipment. With a range of options, from fully automated switching to manual key operation, Siemens DAS technology combines enhanced arc flash protection with maximum operational flexibility.



Dual protective settings

The dual protection setting capability of ETU776 electronic trip units form the basis of the Dynamic Arc Flash Sentry technology. The ETU776 is placed within a WL Low Voltage Power Circuit Breaker and allows two separate control parameters to be set.

A normal operation parameter (A) optimizes the WL breaker to provide the most efficient selective trip coordination.

The second parameter (B) optimizes the system for lower arc flash energy. Since arc flash energy is most affected by the available fault current and operating time of the WL, the instantaneous trip function is a key to the reduction in arc flash energy provided by parameter B.

Remote switching

Siemens Dynamic Arc Flash Sentry can be controlled through a dry contact input. This ability to toggle between trip unit settings allows for remote communications.

Key lock protection

A simple, yet effective way to control trip unit parameter switching from a remote location is by placing a key lock on the entry door of the energized equipment room. Unlocking the door triggers the WL to switch to Parameter B, ensuring this setting is employed when anyone is present in the room.

With Siemens Dynamic Arc Flash Sentry, your facility can have the best of both worlds: reduced arc flash energy and maximum operational efficiency. For more information on DAS, contact your Siemens representative.

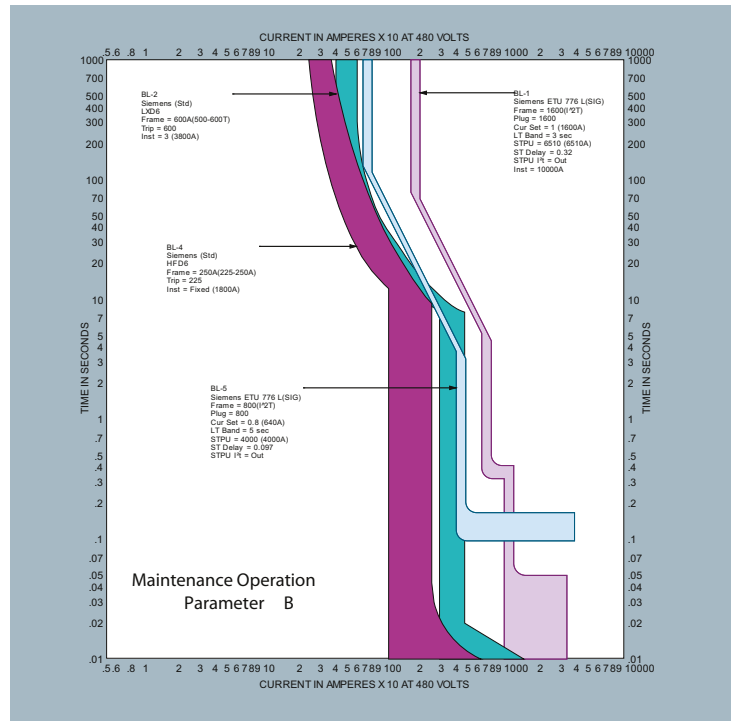
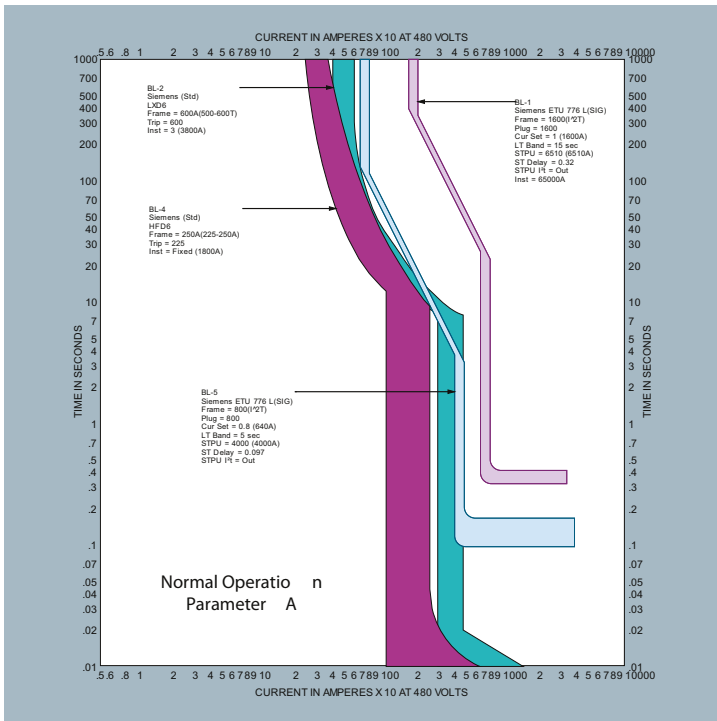
Benefits of Siemens Dynamic Arc Flash Sentry Technology

By reducing the potential arc flash energy that can accompany an electrical fault, the Dynamic Arc Flash Sentry offers:

- Creates an improved work environment. By decreasing the amount of energy available in an arc flash, Dynamic Arc Flash Sentry makes the area surrounding the motor control center less susceptible to arc flash damage.
- Promotes operational efficiency. Trip coordination is optimized when personnel are not near energized equipment and arc flash energy is reduced when they are.

- Provides a clear competitive advantage. Unlike other “arc flash” circuit breakers, the DAS allows modification of the parameters in the trip unit, instead of utilizing potentially compromising trip coordination at all times.

Offers enhanced flexibility. The DAS has the features required to allow remote communication to alter trip parameters or to fully automate the system.



Siemens Arc Sentry tiastar Motor Control Center

Required features:


- Dynamic Arc Flash Sentry
- Automatic Shutters
- Isolated and insulated vertical bus
- Assembly open bus covers
- Vertical ground bus

Optional features:

- High resistance ground
- Phase isolated horizontal bus
- Voltage indicator
- Infrared inspection ports
- Smart MCC Technology featuring Profibus DP
- Blown fuse indicators



Voltage indicator



Automatic shutters



Isolated/insulated vertical bus assembly



BRANCH LOCATIONS



-  **Headquarters – St. Louis County**
2429 Schuetz Road
Maryland Heights, MO 63043
314-567-4004
314-997-5776 (fax)
-  **St. Louis City**
2720 Walnut Place
St. Louis, MO 63103
314-535-5070
314-535-5289 (fax)
-  **St. Charles County, MO**
88 North Central Drive
O'Fallon, MO 63366
636-379-2850
636-379-2871 (fax)
-  **Mid-Missouri**
1711 Paris Road
Columbia, MO 65201
573-875-4151
573-875-4240 (fax)
-  **Madison County, IL**
#2 Business Center Court
Collinsville, IL 62234
618-345-7255
618-345-2584 (fax)
-  **St. Clair County, IL**
20 Commerce Drive
Lebanon, IL 62254
618-206-1900
618-206-1903 (fax)